




To sort shapes using a carroll diagram

Steps to Success:

- 1) Describe a shape
- 2) Sort shapes based on 1 property
- 3) Sort shapes based on 2nd property



To use a Carroll Diagram to sort Polygons

Properties you could use:

Has (3) vertices (you can change this number)

Regular/Irregular

Has Symmetry / No symmetry

Has right angles / No right angles

Has (3) edges (you can change the number)

Has parallel lines / No parallel lines

Triangles / other shapes

Quadrilaterals / other shapes

To use a Carroll Diagram to sort Polygons

	Regular	Irregular
Quadrilateral (4 edges)		
Non Quadrilateral (not 4 edges)		

Properties you could use:

Has (3) vertices (you can change this number)

Regular/Irregular

Has Symmetry / No symmetry

Has right angles / No right angles

Has (3) edges (you can change the number)

Has parallel lines / No parallel lines

Triangles / other shapes

Quadrilaterals / other shapes

