


To find the perimeter of rectangles

Steps to Success:

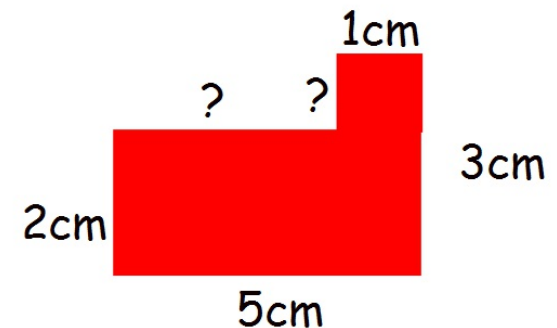
- 1) To know that perimeter is '*The distance around the whole shape*'
- 2) To measure each side accurately, then add together.
- 3) To use double the sides to save time (for rectangles only).
- 4) I can find the perimeter of a compound shape



$$\text{Perimeter} = 5 + 2 + 5 + 2 = 14\text{cm}$$


or (double the sides):

$$10\text{cm} + 4\text{cm} = 14\text{cm}$$



Perimeter is the distance around a shape
Use the ruler to measure the sides, then add them together.

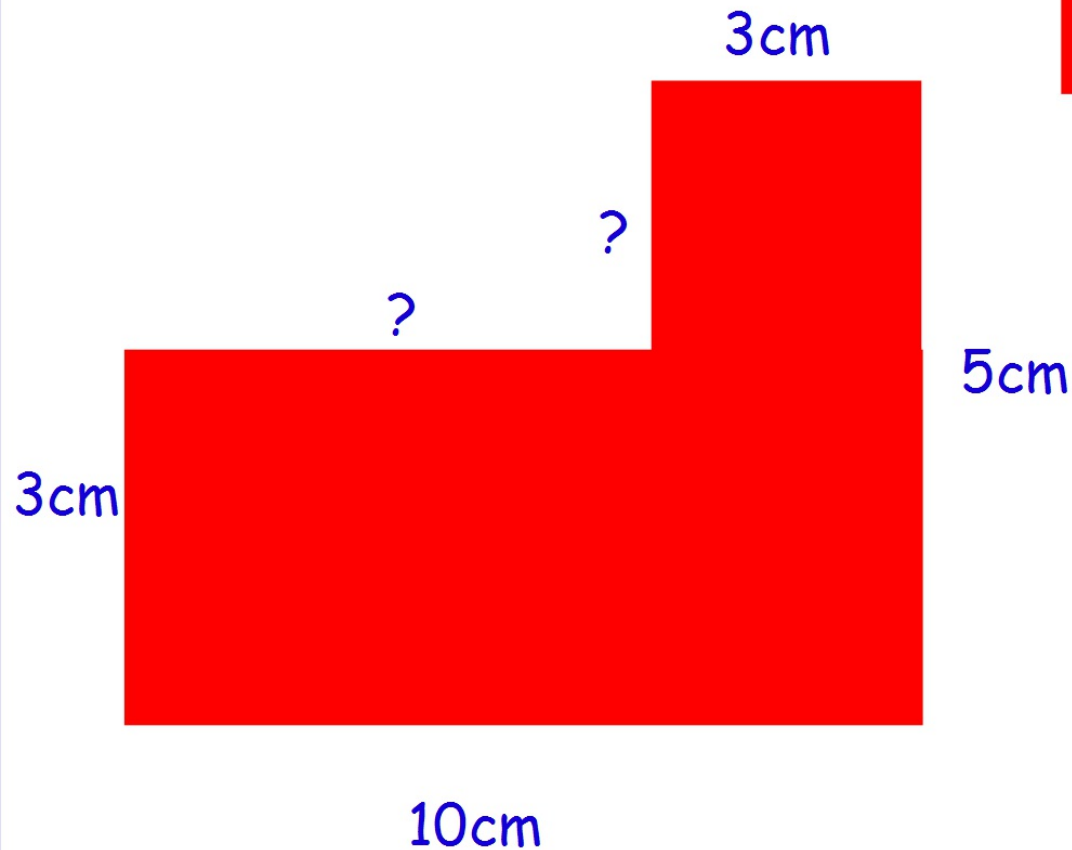




We can save time by doubling

$$30\text{cm} + 10\text{ cm} = 40\text{cm}$$

Compound shapes make you think!!!!



Tip:

In rectangles, opposite sides are equal.

Can you work out the missing sides?
Then calculate the perimeter.