


To make these wristbands: 1) after cutting the bands, glue the underside of the Primary Class logo flaps; 2) wrap the band around a wrist; 3) fold the flaps back onto the wristband for it to stick. Editable versions available at PrimaryClass.co.uk.




1 x 3=3 2 x 3=6 3 x 3=9 4 x 3=12 5 x 3=15 6 x 3=18
7 x 3=21 8 x 3 = 24 9 x 3=27 10 x 3=30 11 x 3=33 12 x 3=36



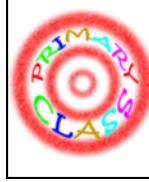
1 x 3=3 2 x 3=6 3 x 3=9 4 x 3=12 5 x 3=15 6 x 3=18
7 x 3=21 8 x 3 = 24 9 x 3=27 10 x 3=30 11 x 3=33 12 x 3=36



1 x 3=3 2 x 3=6 3 x 3=9 4 x 3=12 5 x 3=15 6 x 3=18
7 x 3=21 8 x 3 = 24 9 x 3=27 10 x 3=30 11 x 3=33 12 x 3=36



1 x 3=3 2 x 3=6 3 x 3=9 4 x 3=12 5 x 3=15 6 x 3=18
7 x 3=21 8 x 3 = 24 9 x 3=27 10 x 3=30 11 x 3=33 12 x 3=36



1 x 3=3 2 x 3=6 3 x 3=9 4 x 3=12 5 x 3=15 6 x 3=18
7 x 3=21 8 x 3 = 24 9 x 3=27 10 x 3=30 11 x 3=33 12 x 3=36

